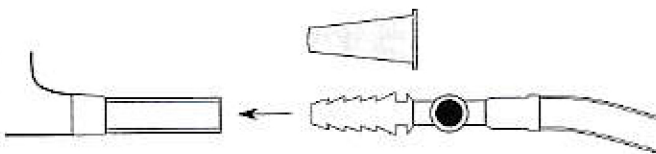


## Self Adhesive Sheaths



### Leg Bag & Drainage Bag Connection



### **Instructions for Use with leg bag Bag**

- Roll the sheath down the length of the penis and connect the bag to the leg using the leg bag straps.
- Remove the coloured end cap from the Bag.
- Insert the connector into the sheath outlet.
- Ensure the tap on the leg Bag is in the closed position.

### **Setup with Drainage Bag for overnight drainage**

- The drainage bag can be connected to the leg bag outlet
- Connect to the tap at the bottom of leg bag
- Open tap on leg bag to allow free flow into drainage bag.


### **Instructions for Use sizing sheath**

- Using a small length of paper. Wrap paper round the penis near the scrotum to find the thickest measurement. Mark size on paper.
- Measure length up to mark on paper in (mm) Divide by 3 to obtain correct diameter size. eg 90mm length = 30mm diameter sheath

## Drainage / Leg / Bottle Bags

Beambridge bags are paired with a Beambridge urinals and funnels and offer a means to collect urine in the Drainage Bags, Leg Bags.

- The Male Funnel (large) /Female Funnel can also be paired with a Bottle Bag.
- The Adult Funnel Short can also be used as a non-spill adaptor for the Male Draining Jug, 6-50T Male Urine Bottle 6-51



Bags should be replaced every 7 days

### **Setup with Drainage Bag**

- Remove the coloured end cap from the Drainage Bag tube.
- Insert the Drainage Bag tube connector into the Beambridge Urinal /Funnel outlet.
- Ensure the tap on the Drainage Bag is in the closed position before use.

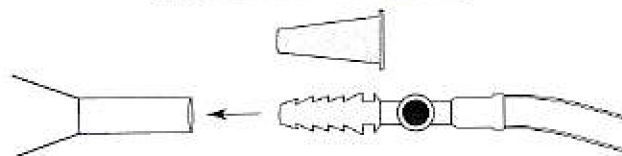
### **Setup with Extension Tube**

- Remove the coloured end cap from the Extension tube.
- Insert the tube connector into the Male Funnel outlet.
- If required cut the Extension Tube to the desired length with scissors.

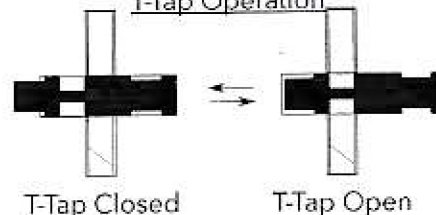
### **Pass urine into the Beambridge Urinal/Funnel with the contents draining into the bag collection device.**

- After use, empty bag and clean the bag with mild detergent unless otherwise advised by a nurse or medical advisor.
- Replace the bag every 7 days

### Urinal & Tube Connection



### T-Tap Operation



### Lever Tap Operation

