

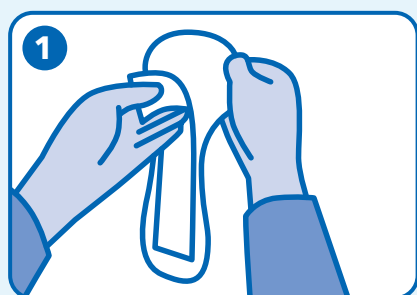


## LADY NIGHT PAD 6


Attends Lady Night Pad 6 is an anatomically shaped pad for overnight use which is wider in the back for extra protection during the night. It is designed to manage moderate to heavy urinary incontinence.



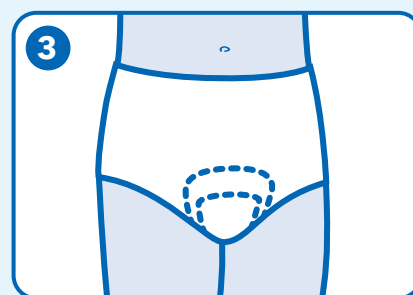
### Fitting Guide



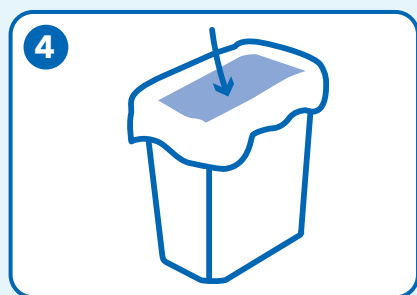
1 Remove the adhesive tape on the back of the pad.



2 Make sure that the narrowest part of the pad is placed towards the front.



3 Place the pad securely in your own close fitting underwear making sure that the wider area of the pad is at the back and that the fixation tape is away from the skin.



4 Roll up the used pads and dispose of them in general waste.

## LADY NIGHT PAD 6

### Hints and Tips

#### Selection

- For optimal performance, we suggest using the product in combination with close fitting underwear.

#### Disposal

- Roll up pads and dispose of as per your local authority or NHS waste policy.
- You may use the single wrap to dispose of the product.
- Do not flush the pad down the toilet.



Skin tolerability is dermatologically approved by proDERM Institute for Applied Dermatological Research